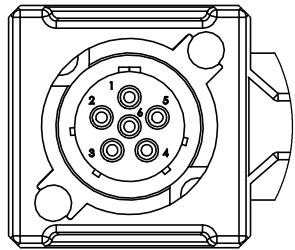
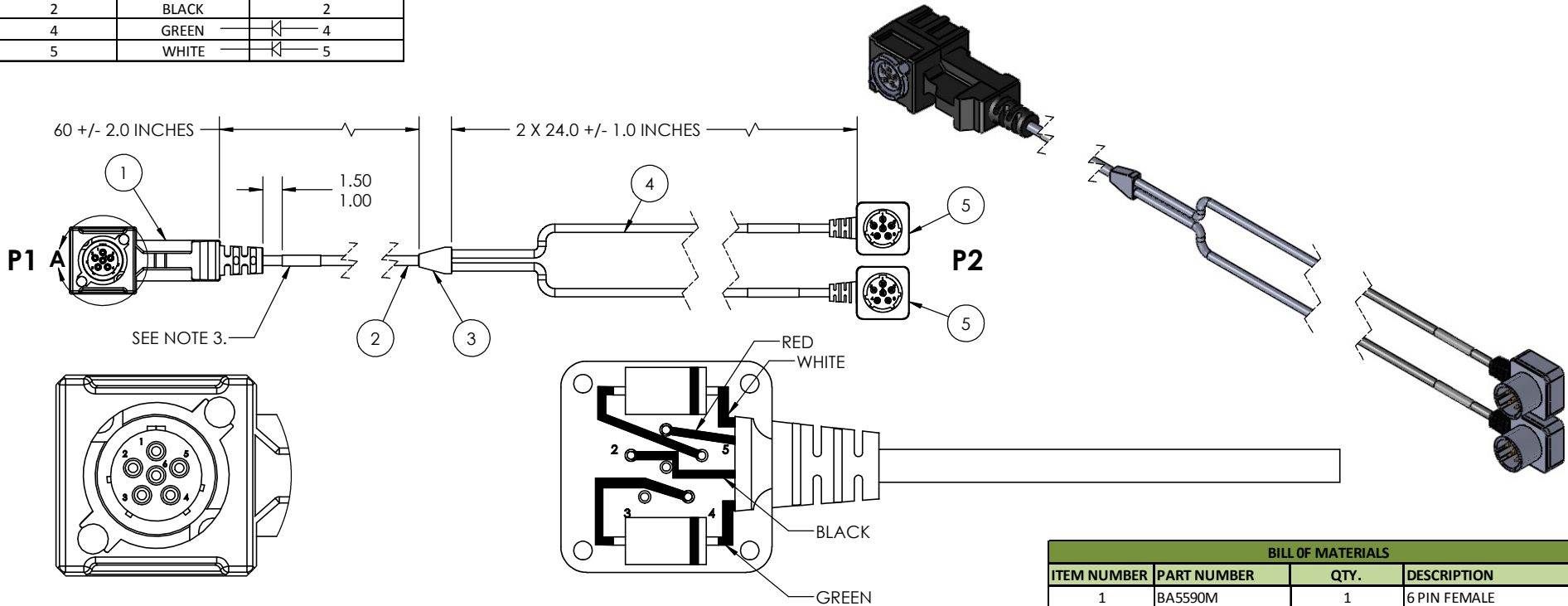


TABLE 1. WIRE RUN LIST		
BA5590-F (P1)	WIRE COLOR	BA5590-M (P2)
1	RED	1
2	BLACK	2
4	GREEN	4
5	WHITE	5

REV	DATE	DESCRIPTION OF CHANGE	ENG
D	04/29/14	REVISED. SEE DCN SN0293A	RJB



DETAIL A
SCALE 1.5 : 1

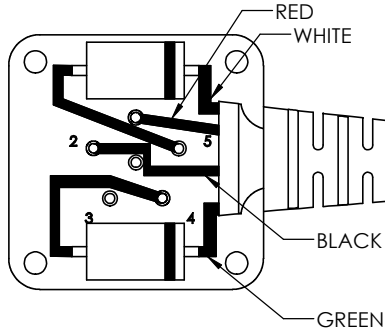


FIGURE 1

NOTES:

- 1) WIRE PER TABLE 1 AND FIGURE 1.
- 2) REFERENCE SUPPLYNET FILE NUMBER SN0293.
- 3) IDENTIFY ON THE PART THE FOLLOWING INFORMATION:
PN: SN-308 REV X (REV MARKING PER PO)
CAGE: 1HJX9
MFD: MM/DD/YY
- 4) ENCAPSULATE WIRES WITH ITEM 8. USE ITEM 7 TO CONNECT THE 2 HALVES OF THE BA5590M CONNECTOR (ITEM 5).

BILL OF MATERIALS			
ITEM NUMBER	PART NUMBER	QTY.	DESCRIPTION
1	BA5590M	1	6 PIN FEMALE
2		62"	18AWG, 4C CABLE
3	TBD	1	"Y" SPLITTER
4		52"	20AWG, 4C CABLE
5	BA5590-M	2	6 PIN MALE
6	MBR-340	4	3 AMP VISHAY DIODE
7	SN0042-1	AR	RX GEL
8		AR	POTTING

UNLESS OTHERWISE SPECIFIED:		NAME		DATE	
DIMENSIONS ARE IN: INCHES		DRAWN	RJB	04/29/14	
TOLERANCES: .XX: ± 0.03		CHECKED	RJB	04/29/14	
.XXX: ± 0.005		COMMENTS:			
ANGULAR: .X*.1*		PROPRIETARY AND CONFIDENTIAL THE INFORMATION CONTAINED IN THIS DRAWING IS THE SOLE PROPERTY OF SUPPLYNET, INC. ANY REPRODUCTION IN PART OR AS A WHOLE WITHOUT THE WRITTEN PERMISSION OF SUPPLYNET INC. IS PROHIBITED.			
BREAK EDGES: .005 - .020					
FILLETS: .005 - .020					
SURFACE FINISH:		CAGE CODE: 1HJX9		SCALE: NA	WEIGHT:
GEOMETRIC TOLERANCING PER: ASME Y14.5-2009		PART NUMBER: SN-308-05		SHEET 1 OF 1	
MATERIAL: SEE DRAWING NOTES		DRAWN		TITLE:	
FINISH: SEE DRAWING NOTES		CHECKED		CABLE ASSEMBLY, BA5590F TO DUAL BA5590M	
DO NOT SCALE DRAWING		NAME		SIZE	DWG. NO.
		DATE		B	SN-308-05
		COMMENTS:		REV	D

SupplyNet 614 CORPORATE WAY
SUITE 9M
VALLEY COTTAGE, NY 10989